



Combination Sets

4 Piece Sets



 	<p>Set consists of:</p> <p>Square Head: Hardened Steel with 90 & 45 ° faces includes Scribe and Spirit Level</p> <p>Protractor Head: Scale Range 180° also includes Spirit Level</p> <p>Centre Head: Hardened Steel, Capacity 105mm/4-1/4"</p> <p>Blades: Hardened and Tempered Steel, Satin Chrome</p> <p>All non ground surfaces have an enamelled blue finish</p> <p>U.S. Federal Specification: GGG-S-656E/29 Jan 1966</p> <p>Supplied in a fitted blow moulded case</p>
---	--

4 Piece Sets

Packed Weight and Dimensions

Code	Blade Size	Blade Graduations Front Face	Blade Graduations Back Face	Weight g	W mm	H mm	L mm
7127-012H	300mm / 12"	32nds & 0.5mm	64ths & 1.0mm	1602	135	50	346
7127-018H	450mm / 18"	32nds & 0.5mm	64ths & 1.0mm	1680	135	65	500
7127-024H	600mm / 24"	32nds & 0.5mm	64ths & 1.0mm	1730	135	65	650
7128-300H	300mm	0.5 & 1.0mm	0.5 & 1.0mm	1602	135	50	346
7128-450H	450mm	0.5 & 1.0mm	0.5 & 1.0mm	1680	135	65	500
7128-600H	600mm	0.5 & 1.0mm	0.5 & 1.0mm	1730	135	65	650

4 Piece TiN Coated Set

 	<p>Set has TiN coating on Blade and Protractor scale</p> <p>TiN coating Provides hard wearing surfaces and high clarity measuring scales</p> <p>Square Head: Hardened Steel with 90 & 45 ° faces includes Scribe and Spirit Level</p> <p>Protractor Head: TiN coated 180° scale also includes Spirit Level</p> <p>Centre Head: Hardened Steel: Capacity 105mm/4-1/4"</p> <p>Blade: Hardened and Tempered Steel TiN coated 300mm/12"</p> <p>Non ground surfaces have an enamelled black finish</p> <p>U.S. Federal Specification: GGG-S-656E/29 Jan 1966</p> <p>Supplied in a fitted blow moulded case</p>
--	---



4 Piece TiN Coated Set

Packed Weight and Dimensions

Code	Blade Size	Blade Graduations Front Face	Blade Graduations Back Face	Weight g	W mm	H mm	L mm
7127-012HTN	300mm / 12"	32nds & 0.5mm	64ths & 1.0mm	1602	135	50	346

Combination Sets

3 Piece Sets



 	<p>Set consists of:</p> <p>Square Head: Hardened Steel with 90 & 45 ° faces includes Scribe and Spirit Level</p> <p>Centre Head: Hardened Steel</p> <p>Blades: Hardened and Tempered Steel, Satin Chrome All non ground surfaces have an enamelled blue finish</p> <p>U.S. Federal Specification: GGG-S-656E/29 Jan 1966</p> <p>Supplied in a fitted blow moulded case</p>
---	--

3 Piece Sets

Packed Weight and Dimensions

Code	Blade Size	Blade Graduations Front Face	Blade Graduations Back Face	Weight g	W mm	H mm	L mm
7124-012H	300mm / 12"	32nds & 0.5mm	64ths & 1.0mm	1092	135	50	346
7124-018H	450mm / 18"	32nds & 0.5mm	64ths & 1.0mm	1162	135	65	500
7124-024H	600mm / 24"	32nds & 0.5mm	64ths & 1.0mm	1212	135	65	650
7125-300H	300mm	0.5 & 1.0mm	0.5 & 1.0mm	1092	135	50	346
7125-450H	450mm	0.5 & 1.0mm	0.5 & 1.0mm	1162	135	65	500
7125-600H	600mm	0.5 & 1.0mm	0.5 & 1.0mm	1212	135	65	650

2 Piece Sets

 	<p>Set consists of:</p> <p>Square Head: Hardened Steel with 90 & 45 ° faces includes Scribe and Spirit Level</p> <p>Blades: Hardened and Tempered Steel, Satin Chrome All non ground surfaces have an enamelled blue finish</p> <p>U.S. Federal Specification: GGG-S-656E/29 Jan 1966</p> <p>Supplied in a fitted blow moulded case</p>
---	---



2 Piece Sets

Packed Weight and Dimensions

Code	Blade Size	Blade Graduations Front Face	Blade Graduations Back Face	Weight g	W mm	H mm	L mm
7127-044H	300mm / 12"	32nds & 0.5mm	64ths & 1.0mm	980	135	50	346
7127-044H	450mm / 18"	32nds & 0.5mm	64ths & 1.0mm	1060	135	65	500
7127-044H	600mm / 24"	32nds & 0.5mm	64ths & 1.0mm	1110	135	65	650
7127-345H	300mm	0.5 & 1.0mm	0.5 & 1.0mm	980	135	50	346
7127-445H	450mm	0.5 & 1.0mm	0.5 & 1.0mm	1060	135	65	500
7127-645H	600mm	0.5 & 1.0mm	0.5 & 1.0mm	1110	135	65	650

Combination Sets

Blades





	<p>Manufactured from hardened and tempered steel Satin chrome finish for easy reading and abrasion resistance</p> 
---	---

Individual Blades

Packed Weight and Dimensions

Code	Size	Graduations Front Face	Graduations Back Face	Both Faces	Weight g	W mm	H mm	L mm
7187-012	300mm / 12"	32nds & 0.5mm	64ths & 1.0mm		128	35	3	315
7187-018	450mm / 18"	32nds & 0.5mm	64ths & 1.0mm		197	40	3	480
7187-024	600mm / 24"	32nds & 0.5mm	64ths & 1.0mm		270	40	3	625
7188-300	300mm			0.5 & 1.0mm	128	35	3	315
7188-450	450mm			0.5 & 1.0mm	197	40	3	480
7188-600	600mm			0.5 & 1.0mm	270	40	3	625
7185-012	12"	32nds & 64ths	8ths & 16ths		128	35	3	315
7185-108	18"	32nds & 64ths	8ths & 16ths		197	40	3	480
7185-024	24"	32nds & 64ths	8ths & 16ths		270	40	3	625

Accessories

									
<table border="1"> <tr> <th>Code</th> <th>Description</th> </tr> <tr> <td>7121A-012H</td> <td>Square Head</td> </tr> </table>	Code	Description	7121A-012H	Square Head	<table border="1"> <tr> <th>Code</th> <th>Description</th> </tr> <tr> <td>7119-012</td> <td>Protractor Head</td> </tr> </table>	Code	Description	7119-012	Protractor Head
Code	Description								
7121A-012H	Square Head								
Code	Description								
7119-012	Protractor Head								
									
<table border="1"> <tr> <th>Code</th> <th>Description</th> </tr> <tr> <td>7122A-012H</td> <td>Centre Head</td> </tr> </table>	Code	Description	7122A-012H	Centre Head	<table border="1"> <tr> <th>Code</th> <th>Description</th> </tr> <tr> <td>Clampscrew A</td> <td>Clamp screw for models 300mm and larger</td> </tr> </table>	Code	Description	Clampscrew A	Clamp screw for models 300mm and larger
Code	Description								
7122A-012H	Centre Head								
Code	Description								
Clampscrew A	Clamp screw for models 300mm and larger								

Packed Weight and Dimensions

Code	Description	Weight g	W mm	H mm	L mm
7121A-012H	Square Head	372	130	25	130
7119-012	Protractor Head	557	160	25	160
7122A-012H	Centre Head	162	105	25	105
Clampscrew A	Clamp screw for models 300mm and larger	15	15	15	37

Combination Sets

Square Head

	<p>Features:</p> <ul style="list-style-type: none"> 90° and 45° angles Integral Spirit Level Scriber Working surfaces hardened and precision ground Blue stove enamel finish <p>Squareness Tolerance: $\pm 0.004''$ Hardness: HRC 40 plus</p>
--	--

Protractor Head

	<p>Features:</p> <ul style="list-style-type: none"> Protractor graduated 0 - 180° in both directions Integral Spirit Level Blue stove enamel finish <p>Angle Accuracy: $\pm 1/2^\circ$</p>
--	--

Centre Head

	<p>Provides centre position on diameters up to 105mm / 4 1/4''</p> <p>Working surfaces hardened and precision ground</p> <p>Blue stove enamel finish</p> <p>Instructions: Scribe first line</p>
--	---

	<p>Turn through 120° and scribe second line</p>
--	---

	<p>Turn through 120° and scribe third line</p> <p>Centre punch the intersection of the 3 lines or in the centre of the small triangle produced</p>
--	--