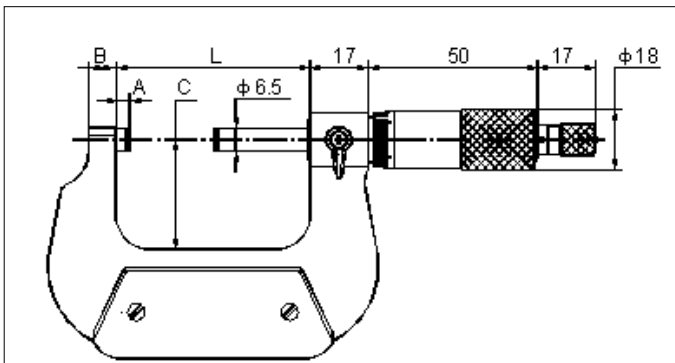


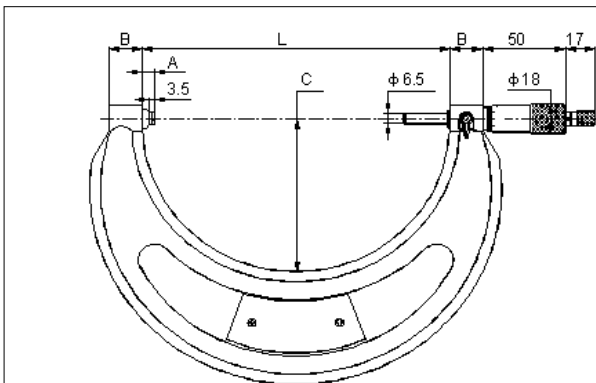
GENERAL SPECIFICATION

- Accuracy conforms to BS 870 & DIN 863
- Non-glare hard satin chrome
- Micro fine graduations for accurate reading
- Spindle locking lever
- Standard models have ratchet thimble
- Spindle diameter: 6.5mm
- Flatness of measuring faces: 0.00076mm
- Metric graduations: 0.01mm
- Tungsten carbide measuring faces
- Painted frame
- Micrometers above 25mm & 1" supplied with setting rod
- Spindle diameter 6.5mm
- Supplied in fitted case with adjustment tools
- Accuracy 0-25mm: 0.001mm
- Parallelism of measuring faces: 0.000125mm
- Imperial graduations: 0.001"

RATCHET STOP STYLE



STYLE A



STYLE B

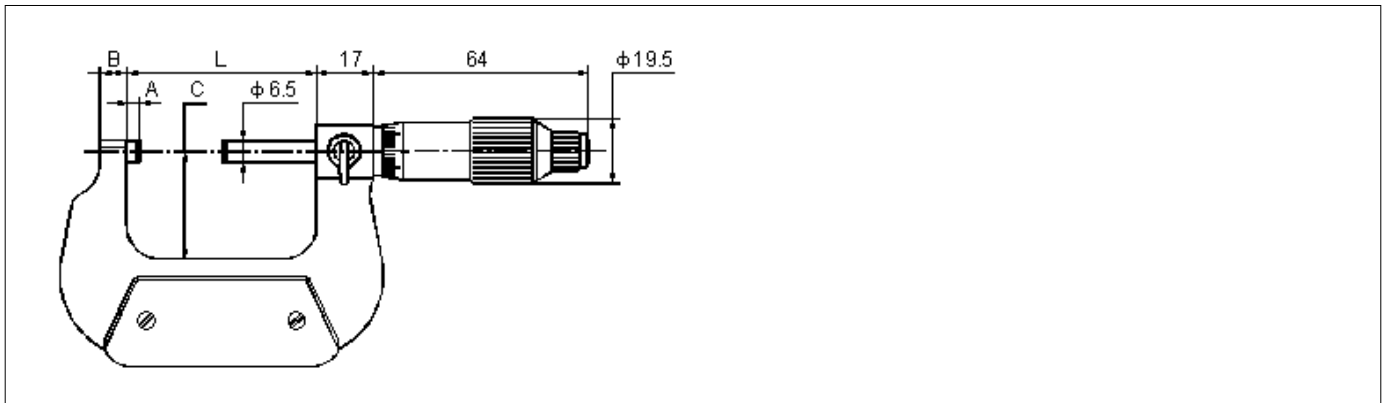
Product Code	Description/ Size (mm)	Product Code	Description/ Size (inch)	Style	A (mm)	B (mm)	C (mm)	L (mm)	Accuracy (mm)
50-100-025	0-25	50-100-001	0-1	A	3.5	6	24	32	0.004
50-100-050	25-50	50-100-002	1-2	A	3.5	8	32	57	0.004
50-100-075	50-75	50-100-003	2-3	A	3.5	8	45	82	0.005
50-100-100	75-100	50-100-004	3-4	A	3.5	8	57	107	0.005
50-100-125	100-125	50-100-005	4-5	B	3.5	17	71.5	132.4	0.006
50-100-150	125-150	50-100-006	5-6	B	3.5	17	84.0	157.8	0.006
50-100-175	150-175	50-100-007	6-7	B	5.1	20	98.5	185.0	0.007
50-100-200	175-200	50-100-008	7-8	B	5.1	20	110.0	210.4	0.007
50-100-225	200-225	50-100-009	8-9	B	5.1	20	124.0	238.5	0.008
50-100-250	225-250	50-100-010	9-10	B	5.1	20	136.5	261.2	0.008
50-100-275	250-275	50-100-011	10-11	B	5.1	20	149.0	286.6	0.009
50-100-300	275-300	50-100-012	11-12	B	5.1	20	162.0	312.0	0.009

MICROMETER SETS

- Incorporates all of the features of all the general specification
- Supplied in deluxe fitted box
- Supplied complete with setting rods

Product Code	Description/ Size (mm)	Graduations (mm)	Product Code	Description/ Size (inch)	Graduations (inch)	Number of Mics per set
50-200-075	0-75	0.01	50-200-003	0-3	0.001	3
50-200-100	0-100	0.01	50-200-004	0-4	0.001	4
50-200-150	0-150	0.01	50-200-006	0-6	0.001	6
50-200-200	150-300	0.01	50-200-009	6-12	0.001	6
50-200-300	0-300	0.01	50-200-012	0-12	0.001	12

RATCHET THIMBLE STYLE



- This range also includes these additional features:
- Ratchet in main barrel, not on end of micrometer
- Easy to hold in one hand & operate the ratchet
- Reading: imperial .001" , metric .01mm

Product Code	Description/ Size	Graduations	Dimensions A	Dimensions B	Dimensions C	Dimensions L
50-125-025	0-25mm	0.01mm	3.5mm	6mm	24mm	32mm
50-125-001	0-1"	0.001"	3.5mm	6mm	24mm	32mm

SETTING INSTRUCTIONS

Micrometers should be checked prior to use for correct zero setting. This should be carried out on new and already in use instruments as standard procedure.

Clean the spindle and both anvils with a soft cloth or paper to remove any oil or small particles, which may affect the accuracy of the instrument

Ensure the micrometer is thermally stabilized at the temperature where it is to be used

Larger micrometers should be clamped in a micrometer stand to make setting easier.

Ensure the spindle lock is in the unlocked position

For 0-25mm & 0-1" models the anvils should be brought together with the final movement of the spindle being controlled by the ratchet stop which should be rotated 1 ½ to 2 times to exert a constant measuring force.

For larger models a micrometer setting standard should be placed between the anvils using the ratchet stop as above to obtain the zero position.

At the above set positions the zero on the barrel should coincide with the zero on the rotating thimble.

If these lines do not line up, use the spanner supplied with the instrument and hook it around the barrel so it fits into the small hole in the sleeve. Gently turn the barrel sleeve until they line up.

The micrometer is now set and ready for use

Clean micrometers regularly to ensure their long term accuracy

Always replace the micrometer and setting rod in the box after use and cleaning

The spanner is double ended: Large end for zero adjustment, small end for ratchet stop removal

When taking measurements, always use the ratchet stop to ensure a constant measuring pressure is achieved.

FURTHER READING

For a full guide on how to use a mechanical micrometer please refer to the product guides in the support section at www.lineartools.co.uk.