

DATA - SHEET 1078

No. 1078

Page 1 of 2

Date. 17 / 05 / 2006

BI-METAL HOLESAWS

Bi-metal High Speed Steel
Variable pitch teeth.

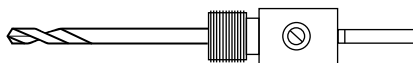
Kit Contents (SAWS)

Code	Description	19	22	29	35	38	44	51	57	64
35-200-002	6 Piece Kit 22-64mm		✓	✓	✓		✓	✓		✓
35-200-003	9 Piece Kit 19-64mm	✓	✓	✓	✓	✓	✓	✓	✓	✓


Kit Contents (ACCESSORIES)

Code	Mandrel 14-30mm	Mandrel 32-152mm	Mandrel Adaptor	Spare HSS Pilot Drill
35-200-002	✓	✓	✓	
35-200-003	✓	✓	✓	✓

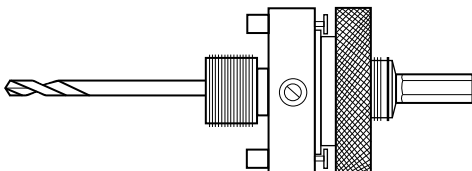
1/4" MANDREL
14-30mm (9/16"-13/16")



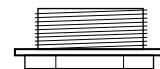
MANDREL HSS PILOT DRILL



7/16" MANDREL
32-152mm (1 1/4"-6")



MANDREL
ADAPTER

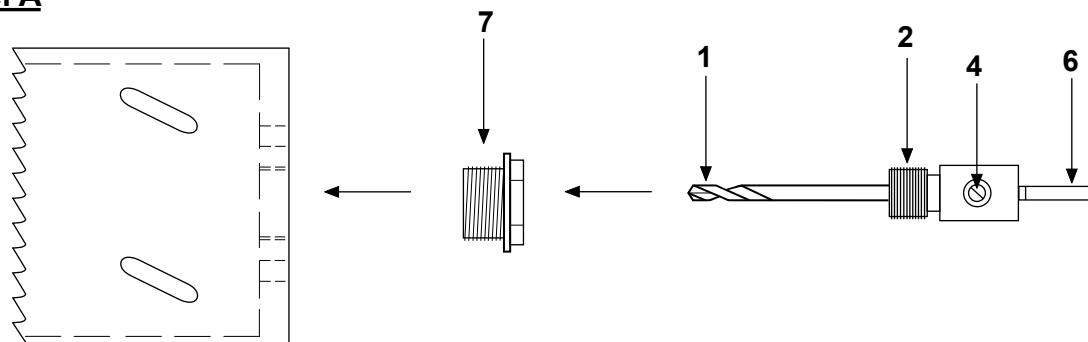


Saw Dimensions

Diameter / mm	19	22	29	35	38	44	51	57	64
Length / mm	50	50	50	50	50	45	45	45	45

BI-METAL HOLESAWS

Mandrel A

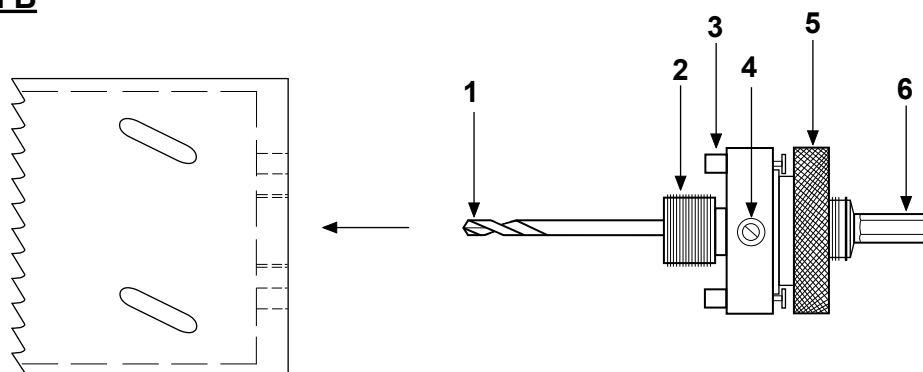


ITEM	DESCRIPTION
1	Pilot Drill 1/4" Diameter
2	Mounting Thread 12.5mm
4	Clamping Screw for Pilot Drill
6	Mounting Shaft 1/4" Diameter
7	Adaptor 12.5mm - 15.5mm

Mandrel A fits directly into Holesaws from 14-30mm diameter.

Use Adaptor for Holesaws above 30mm diameter.

Mandrel B



ITEM	DESCRIPTION
1	Pilot Drill 1/4" Diameter
2	Mounting Thread 15.5mm
3	Locating Pins
4	Clamping Screw for Pilot Drill
5	Knurled Adjusting Ring for Pins
6	Mounting Shaft 7/16" across hex. flats

Mandrel B fits Holesaws above 30mm dia. Rotate Knurled Adjusting Ring (5) anti-clockwise to draw back locating pins.

Screw mandrel into Holesaw. Rotate knurled adjusting screw (5) Clockwise to advance locking pins into Holesaw.